

**CSHD6-100C**

**SURFACE MOUNT SILICON  
DUAL, COMMON CATHODE  
HIGH VOLTAGE  
SCHOTTKY RECTIFIER  
6.0 AMP, 100 VOLT**



[www.centrasemi.com](http://www.centrasemi.com)

**DESCRIPTION:**

The CENTRAL SEMICONDUCTOR CSHD6-100C is a silicon Schottky rectifier designed for high voltage applications requiring a low forward voltage drop.



**DPAK CASE**

**MARKING: FULL PART NUMBER****MAXIMUM RATINGS:** ( $T_C=25^\circ\text{C}$  unless otherwise noted)

	<b>SYMBOL</b>		<b>UNITS</b>
Peak Repetitive Reverse Voltage	$V_{RRM}$	100	V
Average Rectified Forward Current ( $T_C=120^\circ\text{C}$ )	$I_O$	6.0	A
Peak Forward Surge Current, $t_p=10\text{ms}$	$I_{FSM}$	50	A
Peak Repetitive Reverse Surge Current, $t_p=2.0\mu\text{s}$	$I_{RRM}$	1.0	A
Critical Rate of Rise of Reverse Voltage	$dv/dt$	10,000	V/ $\mu\text{s}$
Operating and Storage Junction Temperature	$T_J, T_{stg}$	-65 to +150	$^\circ\text{C}$
Thermal Resistance	$\theta_{JC}$	3.5	$^\circ\text{C}/\text{W}$

**ELECTRICAL CHARACTERISTICS PER DIODE:** ( $T_C=25^\circ\text{C}$  unless otherwise noted)

<b>SYMBOL</b>	<b>TEST CONDITIONS</b>	<b>TYP</b>	<b>MAX</b>	<b>UNITS</b>
$I_R$	$V_R=100\text{V}$	0.34	30	$\mu\text{A}$
$I_R$	$V_R=100\text{V}, T_C=125^\circ\text{C}$	0.39	10	mA
$V_F$	$I_F=3.0\text{A}$	0.73	0.75	V
$V_F$	$I_F=3.0\text{A}, T_C=125^\circ\text{C}$	0.63	0.70	V
$V_F$	$I_F=6.0\text{A}$	0.82	1.10	V
$V_F$	$I_F=6.0\text{A}, T_C=125^\circ\text{C}$	0.72	1.05	V
$C_J$	$V_R=0, f=1.0\text{MHz}$	321		pF

CSHD6-100C

**SURFACE MOUNT SILICON  
DUAL, COMMON CATHODE  
HIGH VOLTAGE  
SCHOTTKY RECTIFIER  
6.0 AMP, 100 VOLT**



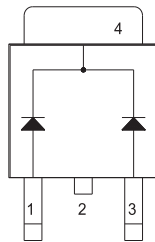
**DPAK CASE - MECHANICAL OUTLINE**



**LEAD CODE:**

- 1) Anode 1
  - 2) Cathode
  - 3) Anode 2
  - 4) Cathode
- Pin 2 is common to the tab (4)

**MARKING: FULL PART NUMBER**



SYMBOL	DIMENSIONS			
	INCHES		MILLIMETERS	
	MIN	MAX	MIN	MAX
A	0.083	0.108	2.10	2.75
B	0.016	0.032	0.40	0.81
C	0.035	0.063	0.89	1.60
D	0.203	0.228	5.15	5.79
E	0.020	-	0.51	-
F	0.018	0.024	0.45	0.60
G	0.051	0.071	1.30	1.80
H	0.248	0.268	6.30	6.81
J	0.197	0.217	5.00	5.50
K	0.209	0.245	5.30	6.22
L	0.025	0.040	0.64	1.02
M	0.090	0.115	2.30	2.91
N	0.012	0.045	0.30	1.14
P	0.180		4.60	
R	0.090		2.30	

DPAK (REV: R0)

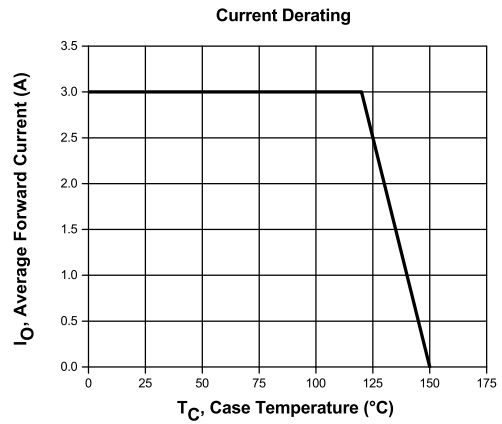
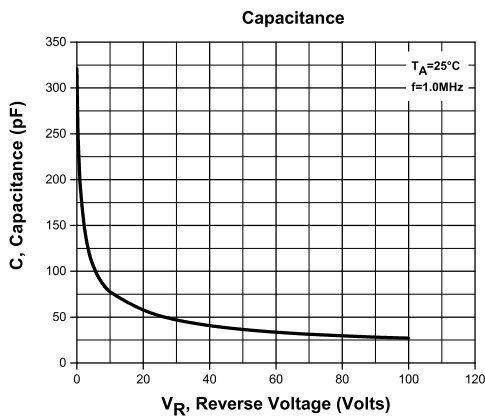
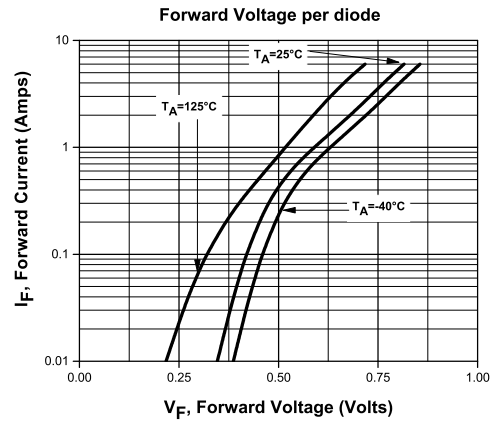
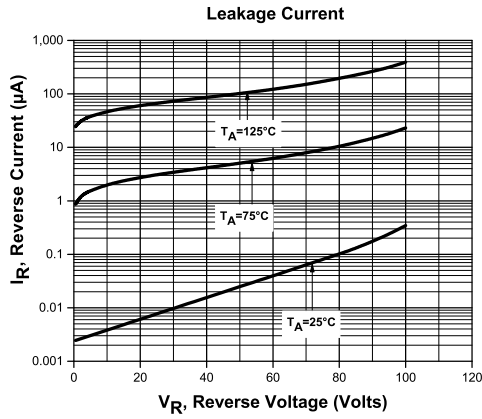
R7 (1-March 2016)

CSDH6-100C

SURFACE MOUNT SILICON  
DUAL, COMMON CATHODE  
HIGH VOLTAGE  
SCHOTTKY RECTIFIER  
6.0 AMP, 100 VOLT



TYPICAL ELECTRICAL CHARACTERISTICS



R7 (1-March 2016)

## OUTSTANDING SUPPORT AND SUPERIOR SERVICES



---

### PRODUCT SUPPORT

Central's operations team provides the highest level of support to insure product is delivered on-time.

- Supply management (Customer portals)
- Inventory bonding
- Consolidated shipping options
- Custom bar coding for shipments
- Custom product packing

---

### DESIGNER SUPPORT/SERVICES

Central's applications engineering team is ready to discuss your design challenges. Just ask.

- Free quick ship samples (2<sup>nd</sup> day air)
- Online technical data and parametric search
- SPICE models
- Custom electrical curves
- Environmental regulation compliance
- Customer specific screening
- Up-screening capabilities
- Special wafer diffusions
- PbSn plating options
- Package details
- Application notes
- Application and design sample kits
- Custom product and package development

---

### CONTACT US

#### Corporate Headquarters & Customer Support Team

Central Semiconductor Corp.  
145 Adams Avenue  
Hauppauge, NY 11788 USA  
Main Tel: (631) 435-1110  
Main Fax: (631) 435-1824  
Support Team Fax: (631) 435-3388  
[www.centalsemi.com](http://www.centalsemi.com)

**Worldwide Field Representatives:**  
[www.centalsemi.com/wwreps](http://www.centalsemi.com/wwreps)

**Worldwide Distributors:**  
[www.centalsemi.com/wwdistributors](http://www.centalsemi.com/wwdistributors)

---

For the latest version of Central Semiconductor's **LIMITATIONS AND DAMAGES DISCLAIMER**, which is part of Central's Standard Terms and Conditions of sale, visit: [www.centalsemi.com/terms](http://www.centalsemi.com/terms)