

Miniature PCB Relay REL

- 1 pole 5 A, 1 form A (NO) contact
- Low height 12.0mm
- Especially suited for applications white goods, consumer electronics, etc.
- Plastic materials according to IEC 60335-1 (domestic appliances)



Typical applications
PLC's, timers, temperature control, I/O cards, white goods.



Approvals

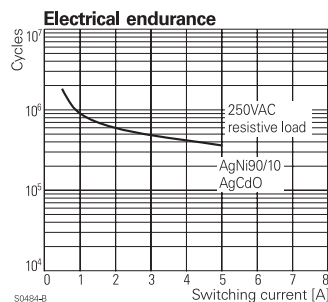
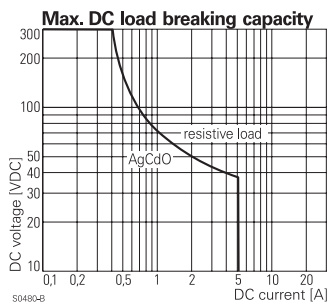
VDE Cert. No. 40010579, UL E214025
Technical data of approved types on request.

Contact Data

Contact arrangement	1 form A (NO)
Rated voltage	250VAC
Max. switching voltage	400VAC
Rated current	5A
Limiting making current, max 4s, duty factor 10%	15A
Contact material	AgNi 90/10, AgCdO
Frequency of operation with/without load	360/72000 ops./h
Operate/release time max.	10/5ms
Bounce time max.	4ms

Contact ratings

Type	Contact	Load	Cycles
IEC 61810			
REL30	A (NO)	5A, 250VAC, cosφ=1, 85°C	100x10 ³
REL30	A (NO)	3A, 400VAC, cosφ=1, 85°C	400x10 ³
REL34	A (NO)	5A, 250VAC, cosφ=1, 85°C	100x10 ³
REL34	A (NO)	3A, 400VAC, cosφ=1, 85°C	400x10 ³
UL 508			
REL30	A (NO)	5A, 250VAC, general purpose, 85°C	100x10 ³
REL30	A (NO)	1/4 hp, 240VAC, Motor 85°C	30x10 ³
REL30	A (NO)	B300 pilot duty 40°C	6x10 ³
REL34	A (NO)	5A, 250VAC, resistive, 85°C	100x10 ³
Mechanical endurance	>10x10 ⁶ operations		



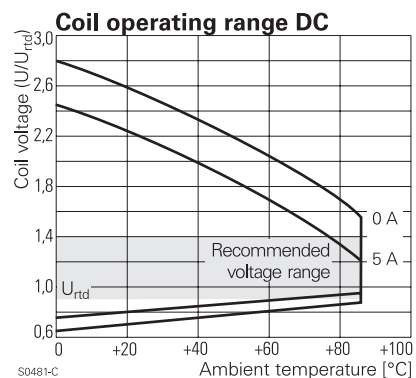
Coil Data

Coil voltage range	5 to 48VDC
Operative range, IEC 61810	2
Coil insulation system according UL1446	F

Coil versions, DC coil

Coil code	Rated voltage VDC	Operate voltage VDC	Release voltage VDC	Coil resistance Ω±10% ¹⁾	Rated coil power mW
5	5	3.75	0.5	70	357
6	6	4.5	0.6	100	360
12	12	9.0	1.2	400	360
24	24	18.0	2.4	1600	360
36	36	27.0	3.6	3600 ¹⁾	360
48	48	36.0	4.8	6400 ¹⁾	360

¹⁾ Coil resistance ±15%.
All figures are given for coil without pre-energization, at ambient temperature +23°C.
Other coil voltages on request.



Insulation Data

Initial dielectric strength	
between open contacts	1000V _{ms}
between contact and coil	3000V _{ms}
Initial insulation resistance	
open contact circuit	>10x10 ⁹ Ω
coil-contact circuit	>10x10 ⁹ Ω
Clearance/creepage	
between contact and coil	≥4/4mm
Material group of insulation parts	IIIa

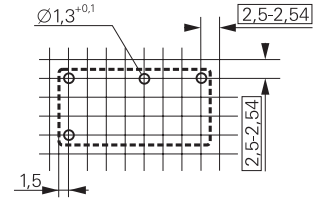
Miniature PCB Relay REL (Continued)

Other Data

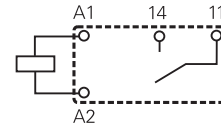
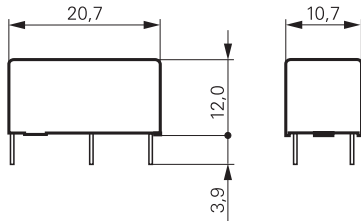
Material compliance: EU RoHS/ELV, China RoHS, REACH, Halogen content refer to the Product Compliance Support Center at www.te.com/customer-support/rohssupportcenter	
Resistance to heat and fire	according EN60335, par.30
Ambient temperature	-40 to +85°C
Category of environmental protection	IEC 61810
	RTII - flux proof
Shock resistance (destructive)	100 g
Terminal type	PCB-THT
Weight	5g
Resistance to soldering heat THT	IEC 60068-2-20
	270°C/10s
Packaging/unit	tube/25

PCB layout / terminal assignment

Bottom view on solder pins



Dimensions



Product code structure

Typical product code **REL 3 4 024**

Type	REL Miniature PCB Relay REL
Contact arrangement	3 1 form A (NO) contact
Contact material	4 AgNi 90/10 0 AgCdO
Coil	Coil code: please refer to coil versions table

Product code	Version	Contacts	Contact material	Coil	Part number
REL34006	flux proof	1 form A	AgNi90/10	6VDC	3-1415535-5
REL34012		1 NO contact		12VDC	3-1415535-6
REL34024				24VDC	3-1415535-7
REL34048				48VDC	3-1415535-8
REL30006			AgCdO	6VDC	1393218-2
REL30012				12VDC	4-1393217-6
REL30024				24VDC	4-1393217-7
REL30048				48VDC	1393218-3